

***TEAM MANAGER  
BRIEFING  
INSTRUCTIONS  
Round 4 2025  
Sandown Raceway***



# *Meet the Team*

*Ben McMellan – Chief Executive Officer*

*Abi Hay – Head of Business Development and Sporting*

*Adrian Coppin – Head of Events and Commercial Operations*

*Matleena Pukkia – Series Manager*

*James Taylor – Race Director*

*Craig Baird – Driving Standards Advisor*

*Kaye Callander – Deputy Race Director*

*Owen Smith – Assistant Deputy Race Director*

*Steve Chopping AM – Series Steward*

*Belinda Taylor – Sporting Coordinator*

*Aidan Kathriner – SRO Data Technician*

*Geoff Riddle – Technical Delegate*

*Jeff Birrell – Deputy Technical Delegate*

*Scott McGrath – Pit Lane Manager and Radio Communications*

# *Where we are Located*

## **SRO Office**

### **GT3 Drivers Lounge (Second Door):**

*Ben McMellan*

*Abi Hay*

*Adrian Coppin*

*Matleena Pukkliä*

## **Vintage Room:**

*James Taylor*

*Craig Baird*

*Kaye Callander*

*Owen Smith*

## **Stewards Office**

### **Bottom of Race Control Tower:**

*Steve Chopping*

*Belinda Taylor*

## **Technical**

### **Garage 48:**

*Geoff Riddle*

*Jeff Birrell*

*Aidan Kathriner*

*Scott McGrath*

# ***Race Management Channel (RMC)***

- TEST 15 to 20 minutes before each session
- Every session with the exception of between Q1 and Q2 and “ok” + car # on the SRO team messaging
- Time check 10 to 15 minutes before the first session each day
- For a test or an issue contact the Pit Lane manager – Scott McGrath

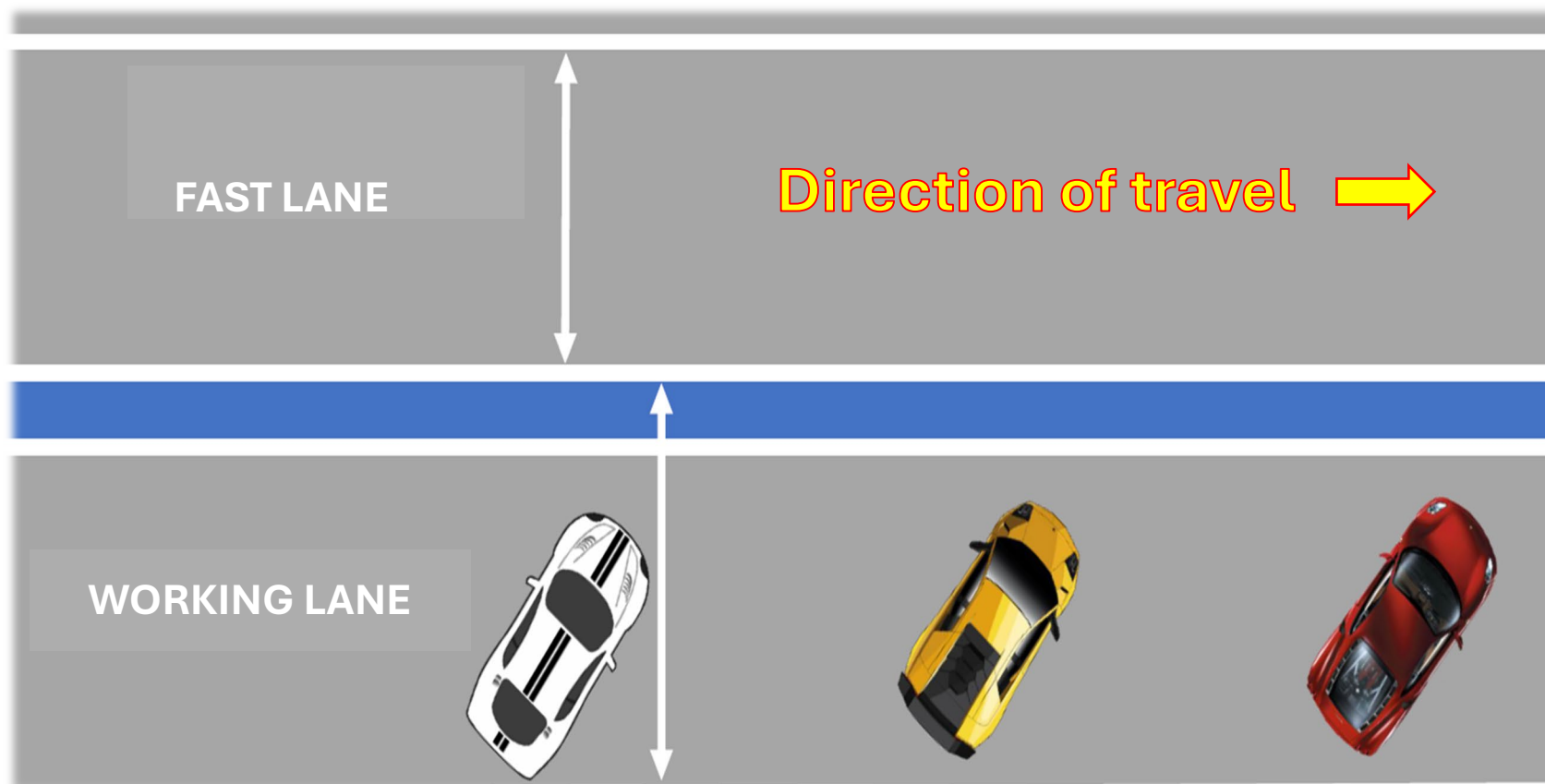




# *Start of Sessions*

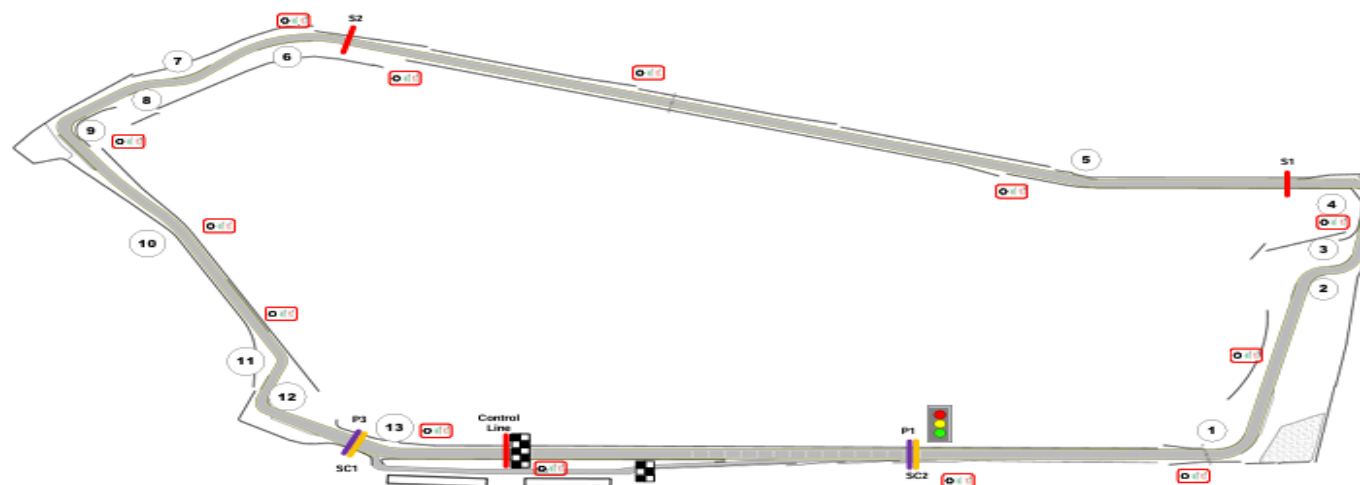
- **All Cars are to be nose out on a 45° angle pointing towards the Pit Exit, when directed to by RMC or by a message on the SRO Teams App before the start of each session – this includes Q2.**
- **No Cars can proceed from their allocated Pit area until FAST LANE open has been announced on RMC or by a message on the SRO Teams App.**
- **Once FAST LANE open has been announced Cars may proceed to Pit Exit in order starting from the car closest to the Pit Exit.**
- **If any Car wishes to remain at their Pit area, they must inform the Car next to them.**

# *Pit lane protocol, Start of Session 45<sup>0</sup>*



# Circuit Diagram

## Circuit Diagram Sandown International Raceway



**KEY**

- Start Lights
- Control Line
- Turn Number
- Marshal Post
- Sector Loop
- Speed Trap
- Safety Car Line
- Position Line

Circuit Length: 3100m  
 S1: Sector 1 1132m  
 S2: Sector 2 2116m  
 SC2: Safety Car Line 2 384m  
 SC1: Safety Car Line 1 2889m  
 NOTE: All measurements are approximates and are taken from Control Line

P1: Position Line 1 384m  
 P3: Position Line 3 2889m  
 NOTE: All measurements are approximates and are taken from Control Line

Motorsport Australia ABN: 55 069 045 665  
 Mail: PO Box 172 Canterbury LPO, VIC 3126  
 Phone: +61 3 9593 7777 Hotline: 1300 883 959  
[motorsport.org.au](http://motorsport.org.au)

2024.1 Issued 29012024

© Confederation of Australia Motorsport T/A Motorsport Australia

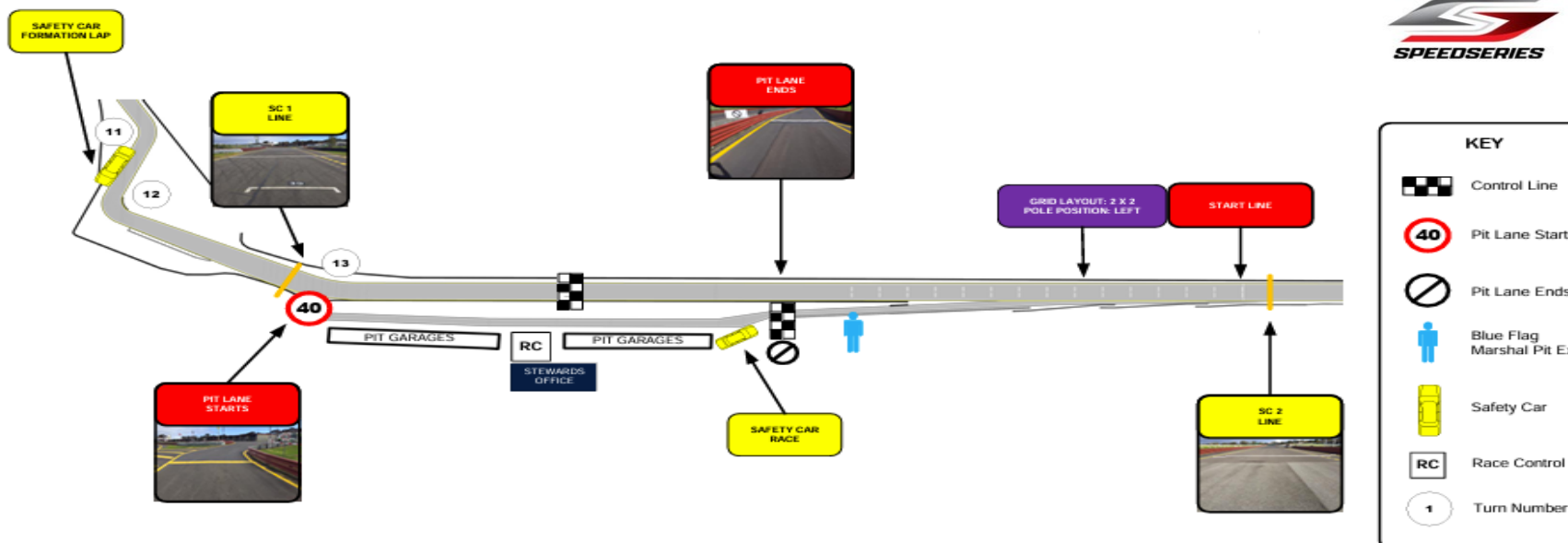
# *Flag Posts*

- Only Flag signals will be operational for this round.
- The Flag Post locations are displayed on the Circuit diagram as
- Any signal displayed by a Trackside Flag Signal will be regulatory and must be complied with.
- Failure to obey any Trackside Flag signal will be referred to the Stewards.



# Pit Lane Diagram

Pit Lane Diagram  
Sandown International Raceway



Motorsport Australia ABN: 55 069 045 665  
Mail: P.O. Box 172 Canterbury LPO, VIC 3126  
Phone: +61 3 9593 7777 Hotline: 1300 883 959  
motorsport.org.au

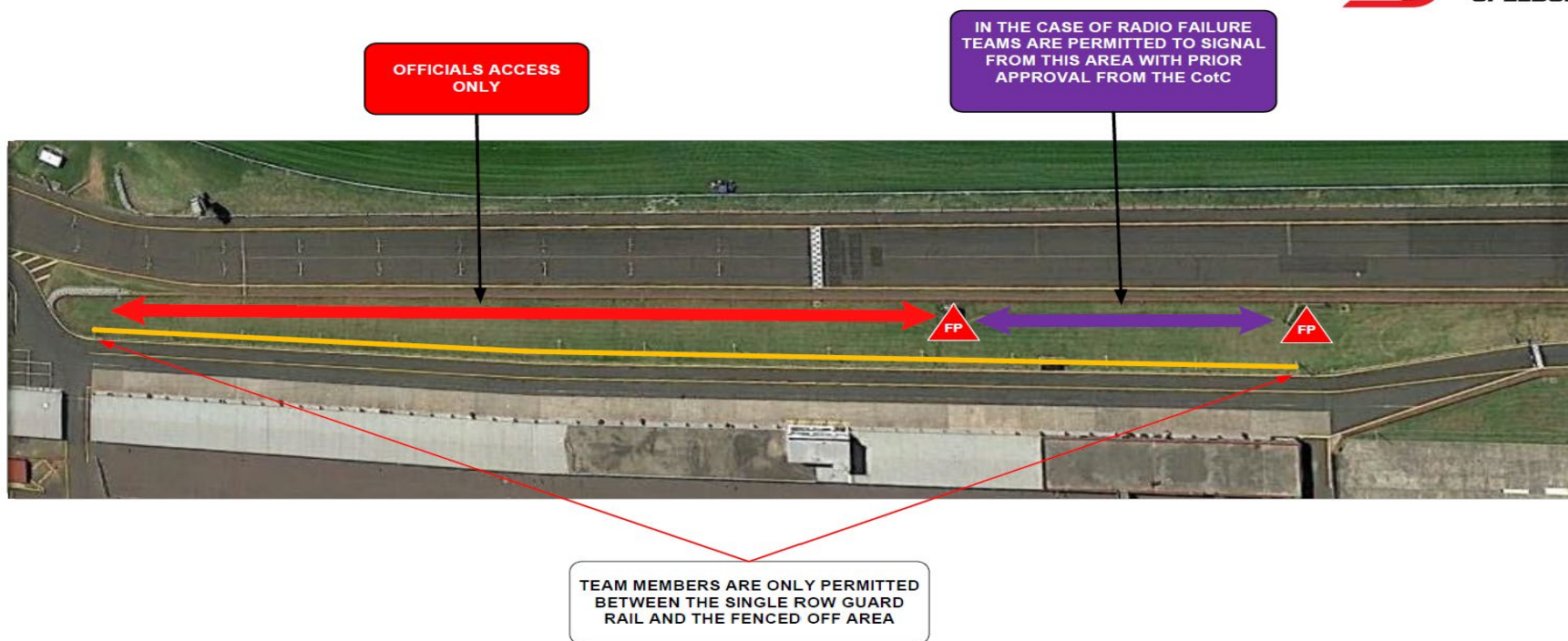
2024.1 Issued 29012024

© Confederation of Australia Motorsport T/A Motorsport Australia



# Pit Lane Signalling Wall Diagram

Pit Lane Signaling Diagram  
Sandown International Raceway



Motorsport Australia ABN: 55 069 045 665  
Mail: PO Box 172 Canterbury LPO, VIC 3126  
Phone: +61 3 9593 7777 Hotline: 1300 883 959  
motorsport.org.au

2025.1 Issued 21072025


© Confederation of Australia Motorsport T/A Motorsport Australia

# *Pit Exit and Blend Line*





# *Control Line Signalling*



# *Pit Lane Speed Restriction Line*



**Pit Lane Speed Restriction  
Line is the Yellow Line**



# *Pit Stop protocols*

## Practice 1 and Practice 2

- All cars are to park parallel in their allocated pit bay.
- Each car must have a car controller managing the safe release of the car.
- The car controller must be wearing the white armband and comply with (Articled 36.4 in Pit Stops – General)
- Teams are advised that minor repairs to the car using tools will be authorized in their pit bay allocation under supervision of a technical delegate.

## Qualifying

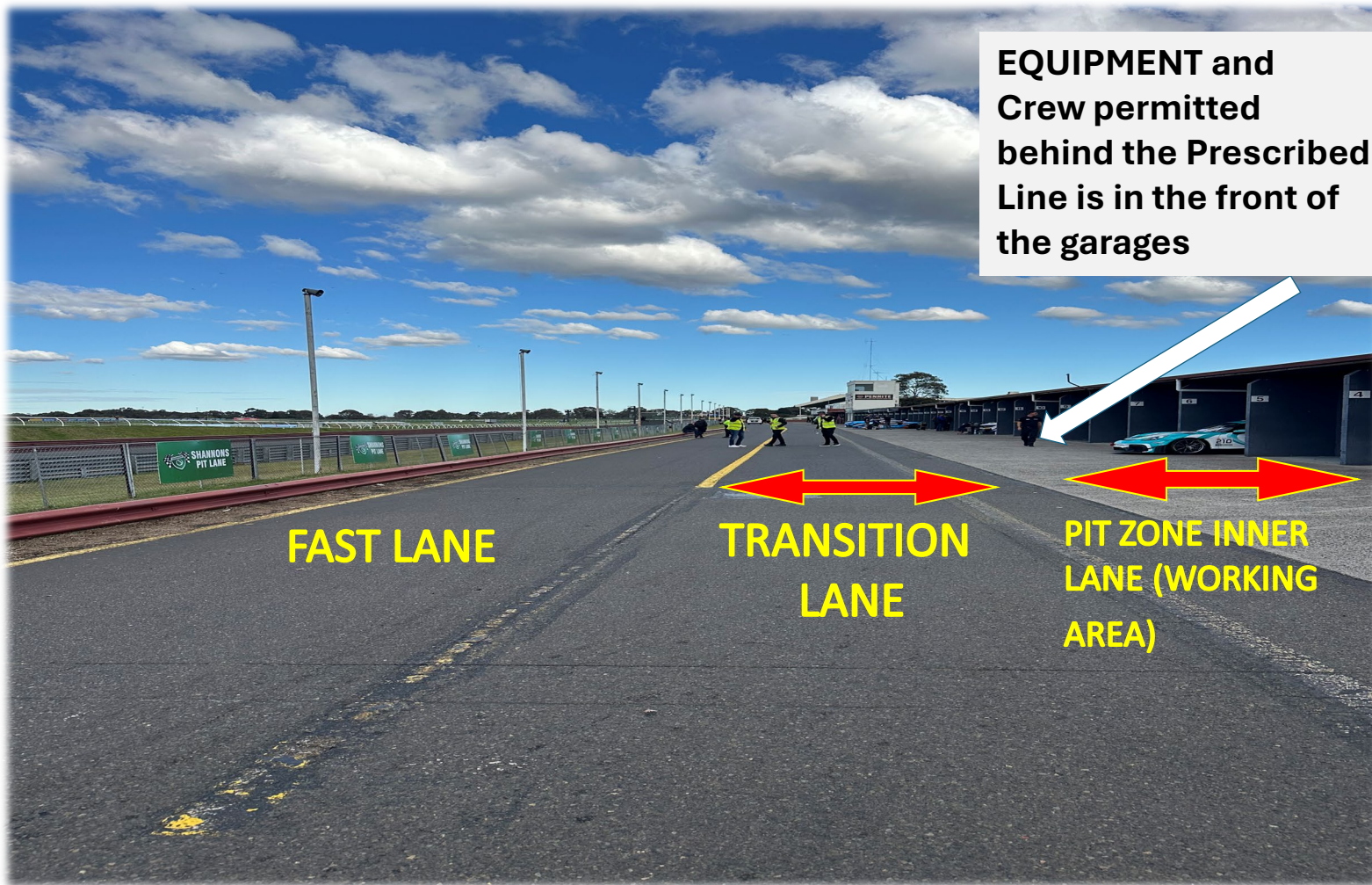
- All cars are to park parallel in their allocated pit bay.
- Each car must have a car controller managing the safe release of the car.
- The car controller must be wearing the white armband and comply with (Articled 36.4 in Pit Stops – General)
- Teams are advised that minor repairs to the car using tools will be authorized in their pit bay allocation under supervision of a technical delegate.

## Races

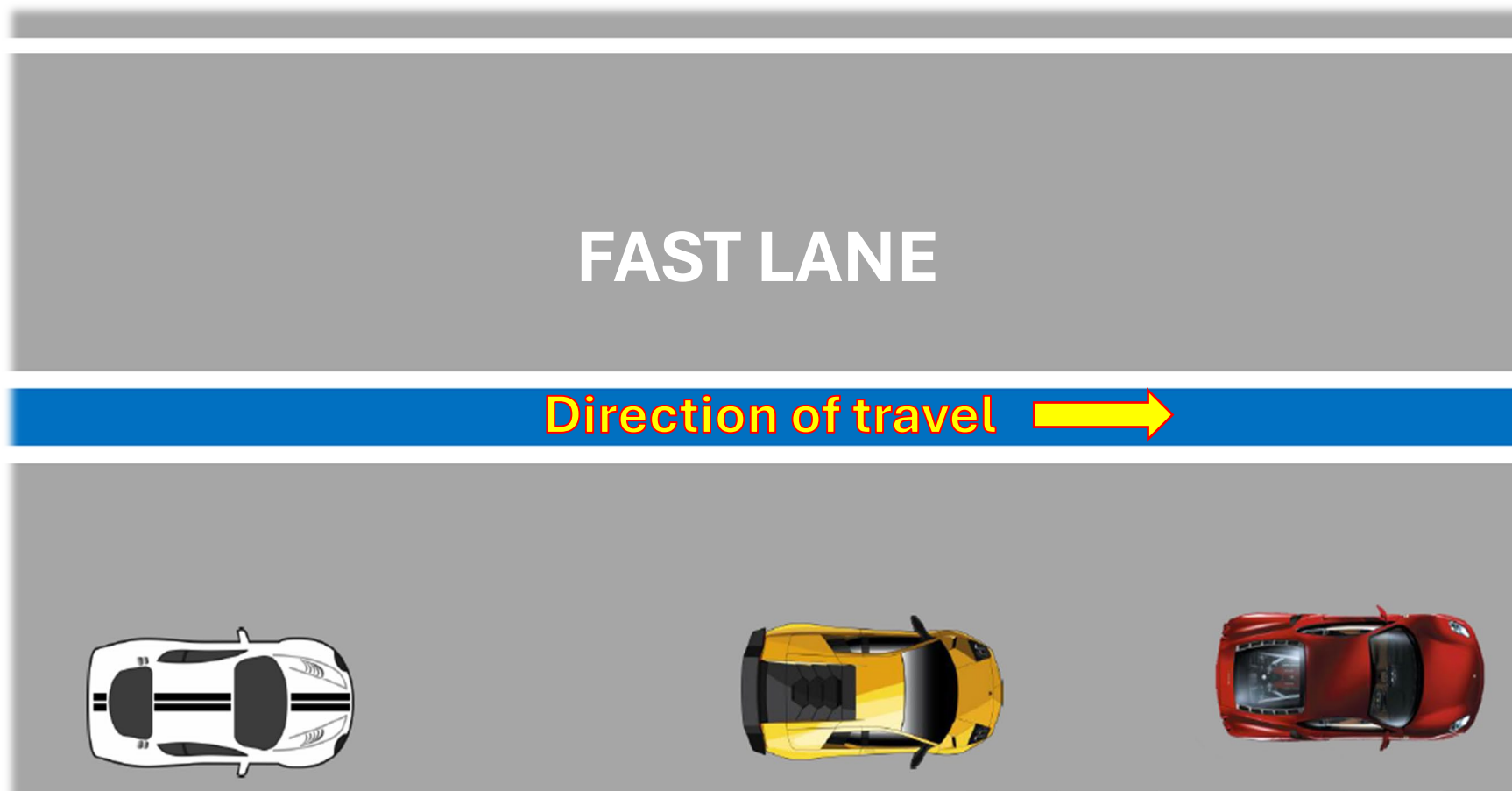
- All cars to stop parallel at their allocated pit bay.
- All crew members to be appropriately attired and arm bands must be worn.



# *Pit Lane*



# *Pit Stop protocol*



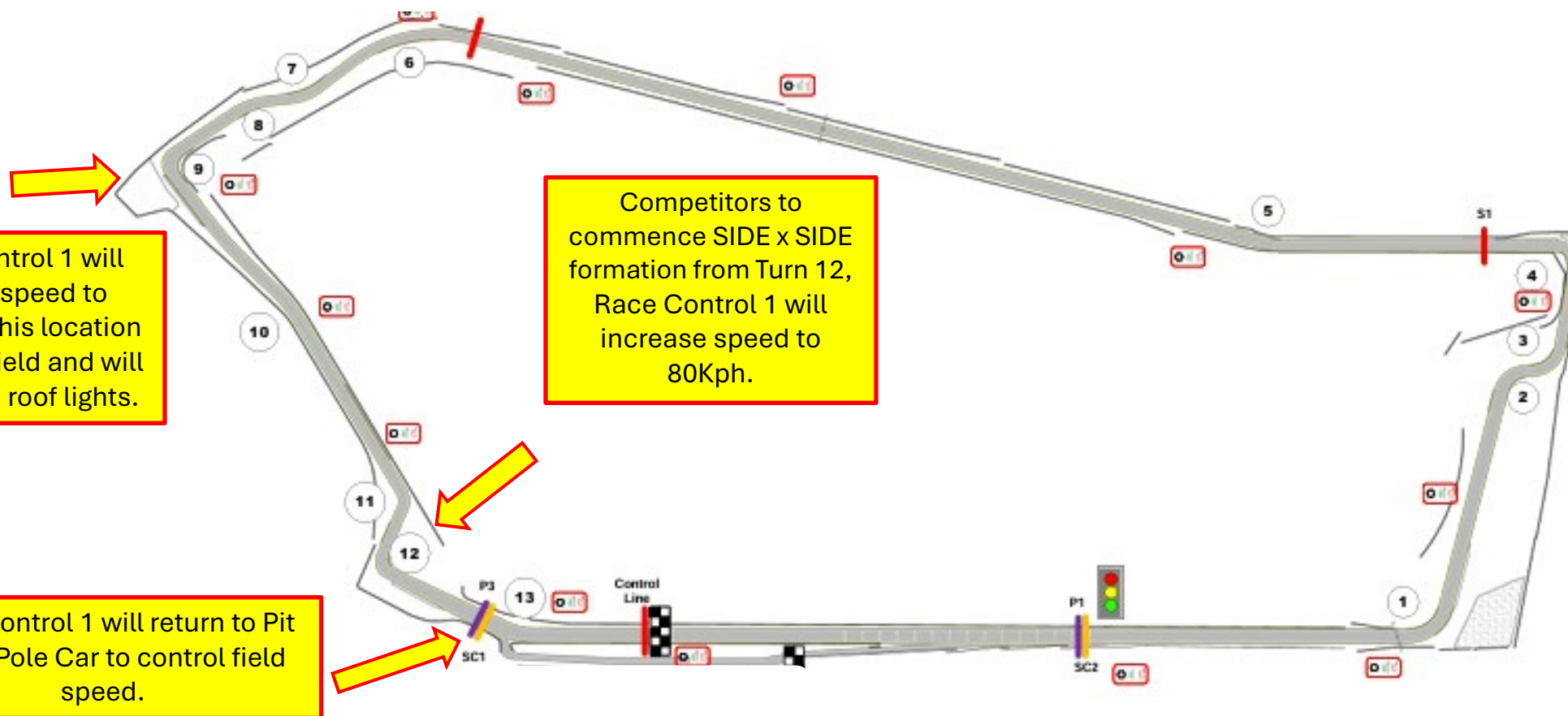
# ***Race Start Procedure***

- The field will be led by Race Control 1 at the commencement of the Formation Lap.
- When Race Control 1 exits Turn 9, it will reduce speed to 60 Kph. This is to bunch the field, at this point Race Control 1 will extinguish the roof lights.
- When Race Control 1 approaches Turn 11, it will accelerate to 80 Kph. This is the location that the field should commence Side x Side formation.
- Race Control 1 will continue to lead the field until it reaches the Pit Entry road, at this point Race Control 1 will return to Pit Lane.
- From the point that Race Control 1 has entered the Pit Lane entry road, the Pole Car controls the speed and may only accelerate to the maximum speed as per the 2025 Sporting Regulations.
- All cars are to travel through the Grid boxes on their respective side of the circuit. Until the RED Start lights have been switched off, the RED lights being switched off signals the race has started.
- If the Start lights remain ON, this is the signal that the Start has been ABORTED – Extra Formation Lap. Yellow flags will be shown at all Marshal Posts, and the Pole Car is now responsible **to reduce speed to 80 Kph and lead the field.**
- The field is to recommence the Side x Side formation from Turn 12 and travel through the Grid boxes on their respective sides of the circuit until the RED Start lights have been switched off.



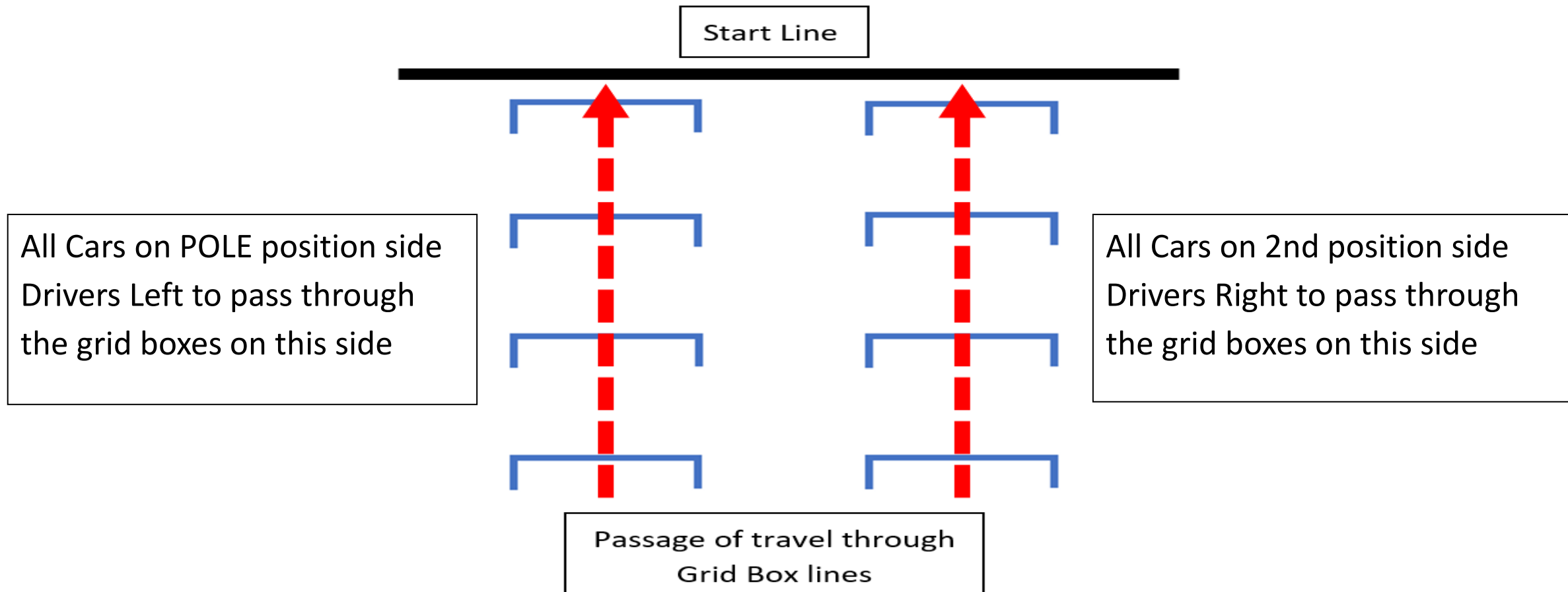
# Race Start

## Side x Side form up location Turn 12



# Race Start

## Proceed through the Grid Boxes





# *Start Lights*



# *Safety Car Procedure*

- Reduce speed and do not overtake when the yellow flags and SC boards are displayed at each flag post. Do not pass the Safety Car unless directed by the Safety Car observer –via a green light on the roof.
- On each lap of the Safety Car, the pit exit will close as the Safety Car passes Safety Car Line 1 (SC 1) and will open as the last car in the formed line has passed Safety Car Line (SC 2).
- When the Safety Car lights are extinguished, it will accelerate away from the field and return to pit lane on that lap. The nominated point to extinguish the Safety Car lights will be at Turn 5 and the SC Boards only will be removed.
- When the Safety Car lights are extinguished, all cars must maintain the speed of the Safety Car (before it accelerated away approx. 80 kph) and cease the practice of aggressively accelerating and or braking and weaving until the green flag have been displayed.
- When the Safety Car enters pit lane, a green flag will be displayed at the Control Line only and the lead car can then maintain speed or accelerate (they cannot reduce speed), towards the Control line.
- Overtaking is prohibited until the car has passed the control line.

# *Red Flag Procedure*

## *Practice or Qualifying*

- Reduce speed to 80 Kph and proceed directly back to pit lane in a safe manner.
- The timing system will not be stopped.
- All cars are to park parallel at their allocated pit area.
- No car can leave their respective pit area until an announcement has been made via the RMC that the FAST LANE is open, and the session has resumed.
- Every effort will be made to restart practice or qualifying if time permits

## *Races*

- Reduce speed to 80 Kph and proceed directly back to the grid or as directed, or follow the SC, or follow directions given over RMC in a safe manner.
- The timing system will not be stopped.
- If time permits the Race will be resumed complying with Article 47.3.

## *Qualifying*

- Cars are to stop parallel in their allocated Pit Bays.
- Cars required to attend the Technical Sheds will be announced via RMC and on the SRO App.

## *Races*

- Cars are to stop parallel in their allocated Pit Bays.
- Cars are then to be parked in their respective garages, unless nominated to attend the Technical Sheds.
- Cars will be under PARC Fermè conditions.
- Cars required to attend the Technical Shed will be announced via RMC and or the SRO App and or the Timing screen
- A Mechanic with a RED armband will be authorised to drive the car to the Technical Shed or back to the team's garage, under Officials directions further to information on RMC.

# *End of Race Protocol*

- Cars are to proceed on a full cool down lap back to Pit Lane after receiving the Chequered flag.
- Cars are to proceed back to the Paddock Area as per the Movement Map.
- Cars will be under PARC Fermè conditions.
- Cars required to attend the Technical Garage (48) will be announced via RMC and or the SRO App.

## *TV Stop Area*

- The TV Stop Area will be located in Pit Lane, under the Race Control building.
- The top three Cars from each class will be stopped here. The cars required will be announced on RMC and or the SRO App and or Timing screen.
- Cars will be under PARC Fermè conditions.
- These Cars maybe required to attend the Technical Garage (48) and will be announced via RMC and or the SRO App and or the Timing screen
- A Mechanic with a RED armband will be authorised to drive the car to the Technical Sheds or back to the team's garage, under Officials directions and further to information on RMC.



# *Track Limits*

## *Practice*

- Drivers will be warned and if necessary, displayed the Bad Sportsmanship Flag.
- Excessive breaches may result in incidents being referred to the Stewards, a penalty maybe applied.

## *Qualifying*

- A Judge of Fact decision will result in the lap in which the breach occurred, being deleted.
- Excessive breaches may result in incidents being referred to the Stewards, a penalty maybe applied.

## *Races*

- 1<sup>st</sup> Notification - A Bad Sportsmanship Flag will be displayed to the offending Car.
- Continual Breaches - Offending Car will be referred to the Stewards, a penalty maybe applied.

# *Impeding*

## ***Practice***

- Drivers will be warned and if necessary, displayed the Bad Sportsmanship Flag.
- Excessive breaches may result in incidents being referred to the Stewards, a penalty maybe applied.

## ***Qualifying***

- Breaches may result in incidents being referred to the Stewards, a penalty maybe applied.

## ***Races***

- Breaches may result in incidents being referred to the Stewards, a penalty maybe applied.

# Incident request form

- This form can be found on the Monochrome GT4 Australia website in the Teams Section under the Sporting Documents folder.
- Forms must be fully completed and with relevant information. Failure to do so will result in no further action being taken.
- Please note that only requests involving your Car will be accepted.
- Ensure the forms are submitted by the time stated on the bottom of the form.
- All forms are to be submitted via the SRO App

**GT WORLD CHALLENGE AUSTRALIA POWERED BY AWS**  
MONOCHROME GT4 AUSTRALIA

**INCIDENT REPORT FORM (PER CAR)**

**FOR TEAM USE ONLY**

EVENT NAME

TEAM NAME  CAR NO

DRIVER  SERIES ☐ GT3 ☐ GT4

OTHER CAR(S) INVOLVED  TIME OF INCIDENT  TURN NO

SESSION ☐ FP1 ☐ FP2 ☐ PQ ☐ Q1 ☐ Q2 ☐ R1 ☐ R2

INCIDENT DESCRIPTION

SIGNED  DATE

TIME

**FOR OFFICIAL USE ONLY**

☐ INCIDENT NOTED ☐ UNDER INVESTIGATION ☐ NO INVESTIGATION NECESSARY

☐ LIVE FEED ☐ CCTV CIRCUIT FEED ☐ ONBOARD ☐ TECHNICAL REPORT ☐ GPS

☐ MARSHAL REPORT ☐ TRACK LIMIT REPORT ☐ TIMING REPORT ☐ PITLANE CHIEF REPORT

RACE DIRECTOR'S COMMENTS

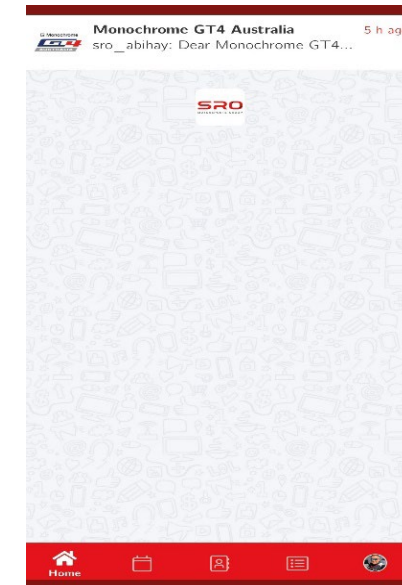
OUTCOME

To be handed by the entrant to the race director and/or the sporting director before the chequered flag.  
This report is not an official protest but purely information for the race director.  
This report can only be used for incidents involving your team cars.

THANK YOU FOR CONSIDERING THE ENVIRONMENT BEFORE PRINTING THIS DOCUMENT

# *The SRO App*

- Information as required during the round will be placed on the APP.
- Directives from Race Control may appear on the APP during a session.
- Each team must have one member monitoring the App at all times.
- The session completion time will be announced on the App, to ensure transparency as to when the 30 minutes timing has commenced from.
- Any messages deemed to be inappropriate will be referred to the Stewards.



***We hope you race hard but fair,  
remember to enjoy the competition  
and respect your fellow  
competitors.***

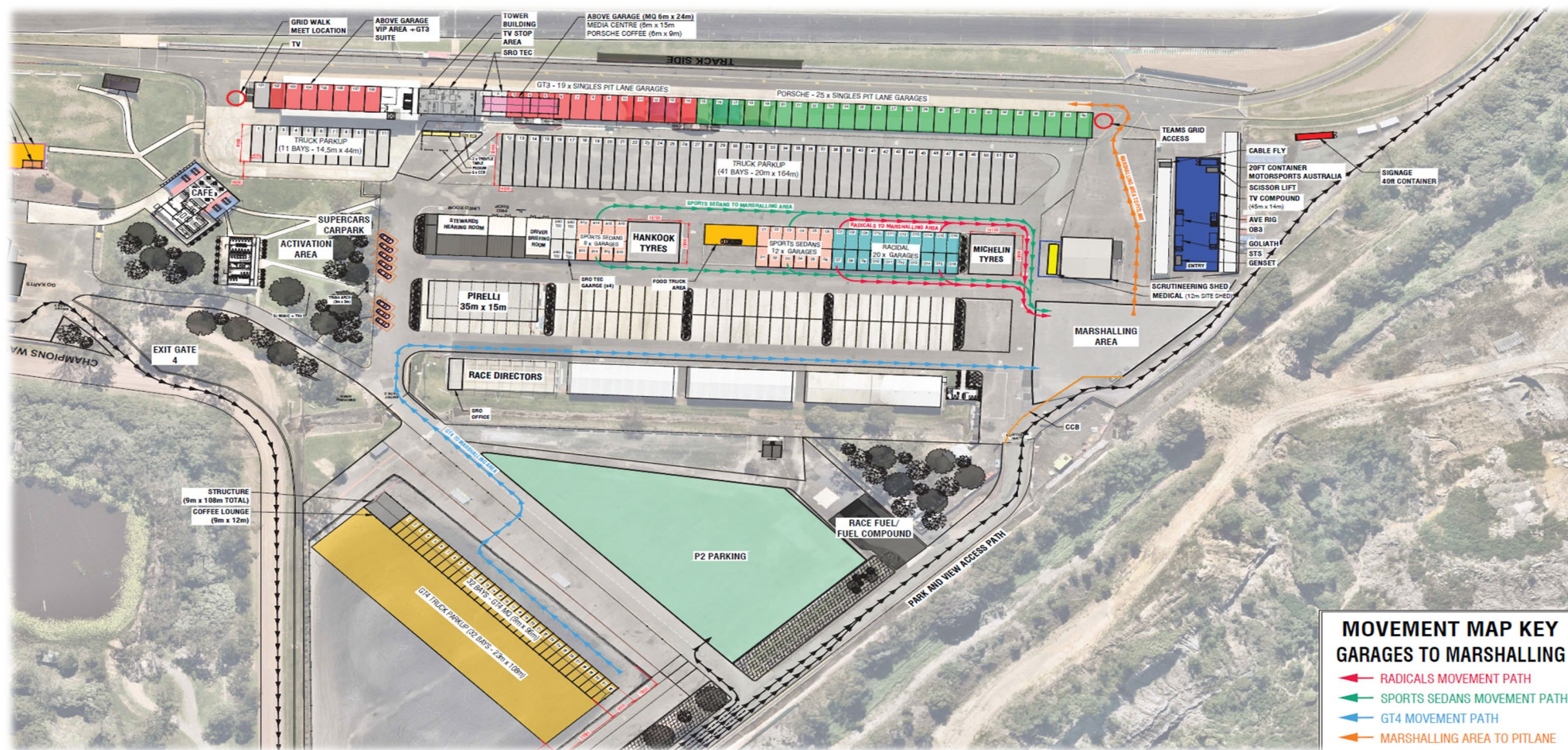
***If you have any queries, please do not hesitate to approach any of the SRO Team.***

# *Light Panel Signals*





# Paddock Route to Marshalling Area, Pit Lane



# ***Qualifying 1 to Qualifying 2***

- **All Cars to stop in their allocated Pit Bay area in Pit Lane at the end of Qualifying 1.**
- **All Cars are under Parc Fermé conditions from when the Chequered flag is displayed.**
- **All Cars will be released from Parc Fermé conditions by direction on RMC or by message on the SRO App to prepare for Qualifying 2.**
- **Cars can not proceed to Pit Exit until FAST LANE has been announced on RMC or by message on the SRO App for the commencement for Qualifying 2.**





# ***End of Practice and Qualifying Sessions***

- **All Cars to follow the route as per the Paddock movement plan to the Paddock area via the Pit Exit end of the Pit Lane.  
(With the exception being between Qualifying 1 and Qualifying 2)**
- **All Cars to follow any directions given by Officials or SRO Staff.**
- **No Cars are to exceed the Paddock speed limit.**
- **All Cars are to exercise caution whilst travelling through the Paddock area.**